



MANUAL TAPING MACHINE



Manual insertion of components with automated Leader and Trailer cycle. Flat surface leveled with the carrier tape make work ergonomic for operator. Parts can be placed into carrier tape from both sides. Part presence sensor check for empty pockets while fill-in procedure and filled pockets while leader and trailer procedure. Operated by a footswitch. Touch screen terminal with piece counter, working mode and heater temperature data. Operates also as a three color signal tower. Machine available in various configurations.



Touch Screen Operation

Basic information display: counter, current/set temperature and working mode.

Three colour backlight signaling machine state:


- Green – normal operation
- Orange – warning (limited operation)
- Red – malfunction (stopped)

Setup menu provide settings as:

- Temperature adjustment
- Pitch adjustment
- Welding type – time – cycle
- Trailer/Fill in/ Leader quantity
- ... and many more ...



Stepper Drive



Stepper motor with encoder closed loop provide highly accurate positioning and automatic error correction in case of tape blockage. Positioning resolution 0,01mm.

Easy load tape procedure enable lift-up sprocket wheel cover.

Dual drive for double sprocket carrier tapes.

Heater block & Welding

Fast exchangeable heater block.


Welding position set with positioning screw (optional micrometer)

Protection for hot areas.

Adjustable temperature and welding pressure for each heater block.

Continuous and Step weld mode.

Suitable also for PSA cover tapes




Cover Tape Guide Rollers

Lift up system help operator to set the cover tape easily.

Cover tape position adjustment is integrated on the guide roller. With turning the wheel operator can fine adjust position of the wheel.

Fast changeable guide rollers for different cover tape width.





Cover Tape End / Near End Function

Intelligent sensing technology allows operator warnings according to the minimum required cover tape length.

When cover tape run out the machine automatically stop.



Constant tension of cover tape is provided by innovative design of tension mechanism.

Part Presence Detection

Part presence sensor integrated.

In combination with working mode detects cavity status (filled, empty). In case of nonconformity stops the machine and warn the operator.

Optional vision checker for orientation detection.



Adjustable Width

Width adjustment is done within minute. Lever on each side enables operator to release and hold the position of back side guides.

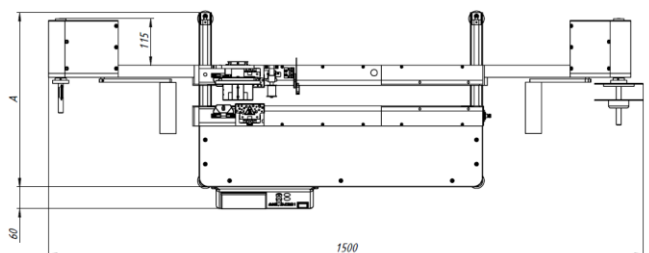
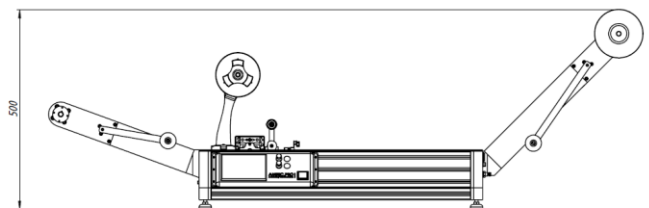
Moveable part glide into a fix cover. No footprint difference with any tape width setup.

Linear guides on ball bearing provides smooth movement.

Adjustment width depend on the model.

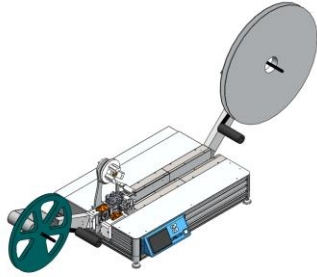
Technical Data

Tape width:	8-200mm
Tape pitch:	2-72mm
Max pocket depth:	40mm
Temperature control:	
Dual control with digital readout	
30°C ÷ 250°C	
Electrical supply:	
230VAC, 3A	
Compressed air supply:	6bar, 10l/min
Weight:	20kg



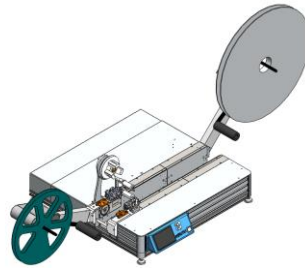
ORDER SPECIFICATIONS

Manual Taping Machine



Art. No. 920856

8mm ÷ 56mm (single sprocket drive)



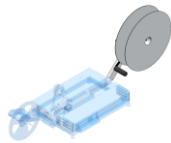
Art. No. 9208XX

8mm ÷ 200mm (double sprocket drive, max. 200mm)

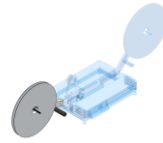
OPTIONS



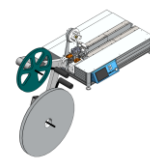
Art. No. 921001
Base
 working height



Art. No. 927002
Unwinding
 cross winding



Art. No. 926002
Rewinding
 max. 21" reel



Art. No. 923002
Tape path
 inverted

loading from tubes
loading from bowl feeders
visual inspection
... and many more!

For any kind of configuration not described please contact us directly. For an automated system please send requirement with part specifications.